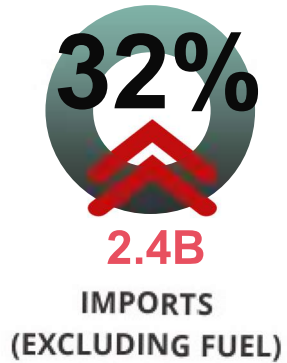
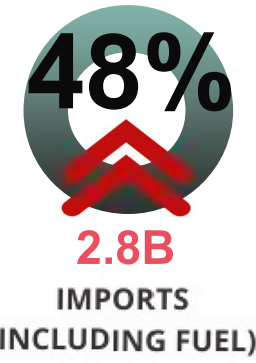




# MONTHLY STATISTICS

3322001

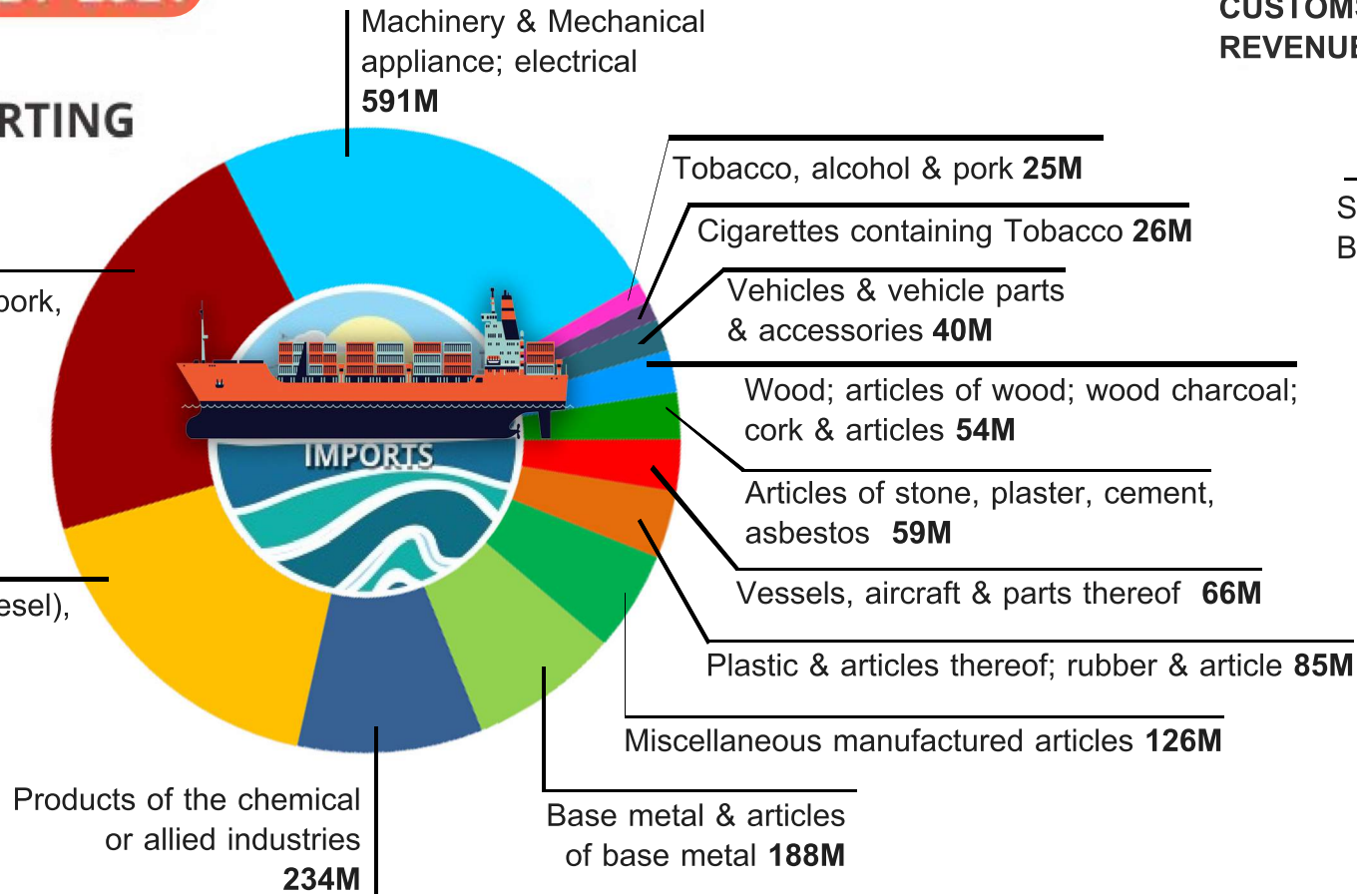
JULY 2021



## MAJOR IMPORTING CATEGORIES

Food items (exclude.pork, alcohol,tobacco)  
**542M**

Fuel (Marine gas oil(Diesel), petrol, aviation gas)  
**417M**



## MAJOR EXPORTED COMMODITIES

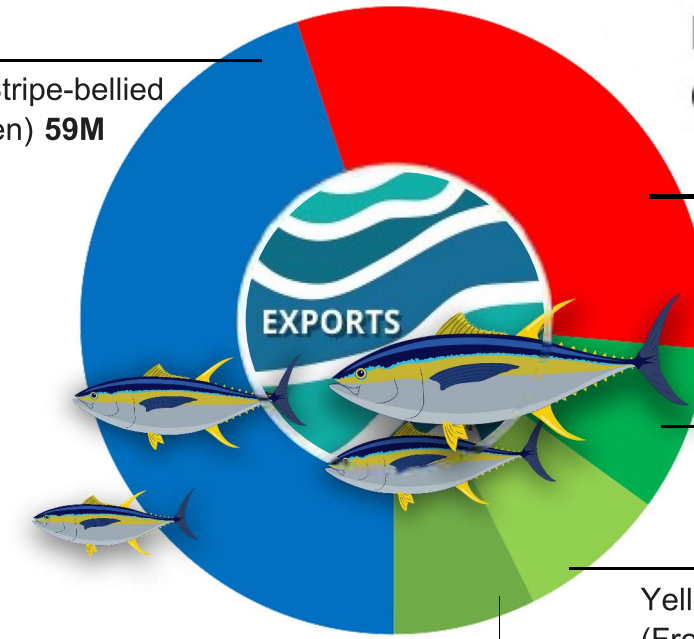
Skipjack or Stripe-bellied Bonito (Frozen) **59M**

Skipjack (Prepared, Preserved) **41M**

Yellowfin Tuna Chunk (Fresh or Chilled) **11M**

Yellowfin Tuna Loins (Fresh or Chilled) **10M**


Yellowfin Tuna (Canned, Prepared & Preserved) **10M**



## MAJOR IMPORTING COUNTRIES



## MAJOR EXPORTING COUNTRIES



## Vessel Movements (July)

	2020	2021
Vessels Arrived	72	102
Vessels Departed	99	120



## Total Number of Declarations Processed (July)

2020	2021
7,718	14,660

